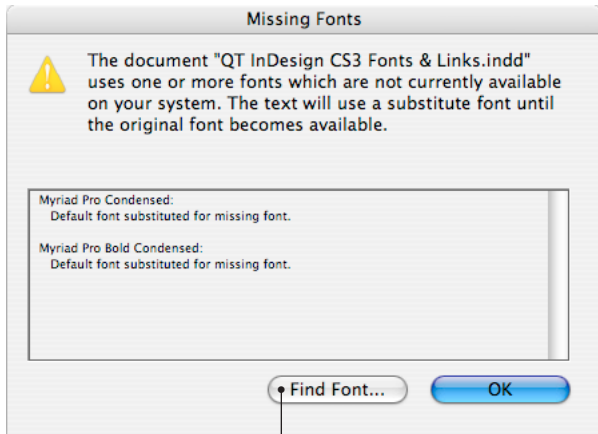


## Sells Printing Company | Essential Tips

### Identifying Missing Fonts

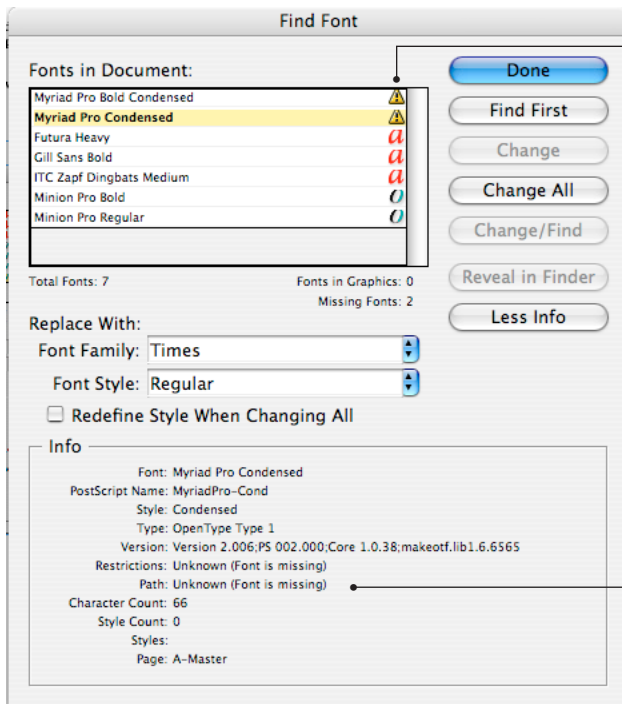
Fonts in general have a history of causing output issues for commercial printers. That is one of the reasons why so many people have embraced the PDF workflow. When opening an InDesign document with missing fonts, a dialog box is displayed that lists the missing fonts. By default, text formatted with missing fonts appears highlighted in pink.



Click **Find Font...**

### Find Font

Notice there are two missing fonts in this document: Myriad Pro Bold Condensed and Myriad Pro Condensed.



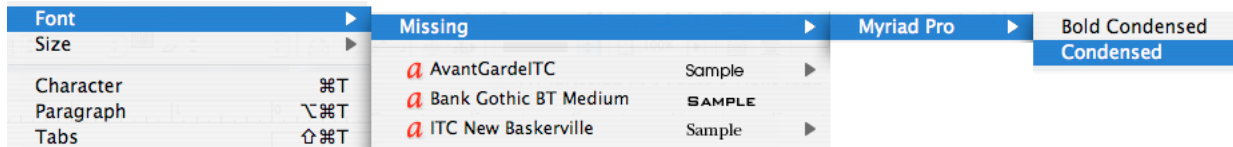
Missing font icon

Normally the Path is displayed, but in this case the font is missing.

## Sells Printing Company | Essential Tips

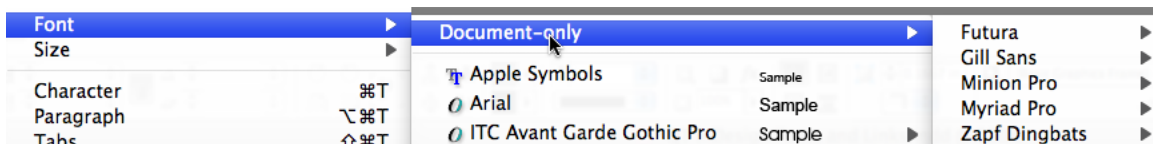
### Identifying Missing Fonts

If your document contains any missing fonts, they will appear at the top of the Type > Font > Missing.




### Document -only

If you Package your document using InDesign CS5, a Document fonts folder is automatically created. The fonts in the Document fonts folder are temporarily installed when the document is opened, as long as that folder remains in the same location as the InDesign document. This is very useful when you want to share your document or move it to a different computer.



### Links panel

All files placed in a document are listed in the Links panel. This includes both local (on disk) files and assets that are managed on a server. However, files that are pasted do not display in this panel.



### Up-to-date

An up-to-date file displays only the file's name and its page in the document.

### Modified

This icon means that the version of the file on disk is more recent than the version in your document. For example, this icon will appear if you place a PDF into InDesign, and then you edit and save it.

### Missing

A placed graphic is no longer in the location from which it was imported, although it may still exist somewhere. This can happen if someone moves the original file to a different folder or server after it's been imported into an InDesign document. You can't know whether a missing file is up to date until its original is located. If you print or export a document when this icon is displayed, the file may not print or export at full resolution.

### Embedded

Embedding the contents of a linked file is not recommended.