

## Sells Printing Company | Essential Tips

### Advantages

GREP (General Regular Expression Parser) is a means of describing text—or patterns and conditions within text. By learning some simple GREP statements, you can save a lot of time when working in InDesign. InDesign CS3–CS5 allow you to enter GREP expressions in the Find / Change dialog box. InDesign CS4 and CS5 allow you to take advantage of GREP Styles in the Paragraph Styles dialog box.

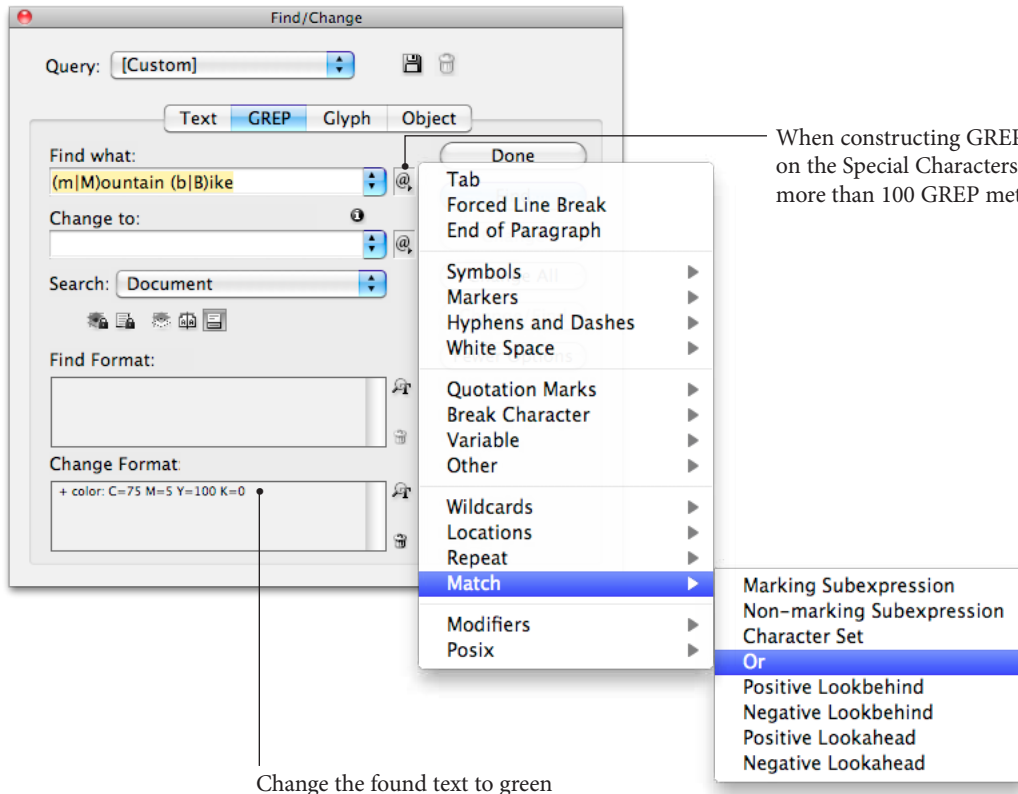
### GREP Expressions

Below and on the next page are some samples of GREP expressions you can use in the Find / Change dialog box.

For example, if you wanted to find: Mountain Bike or mountain bike and change it to green.

GREP Expression: (m|M)ountain (b|B)ike

lower or uppercase  
lower or uppercase

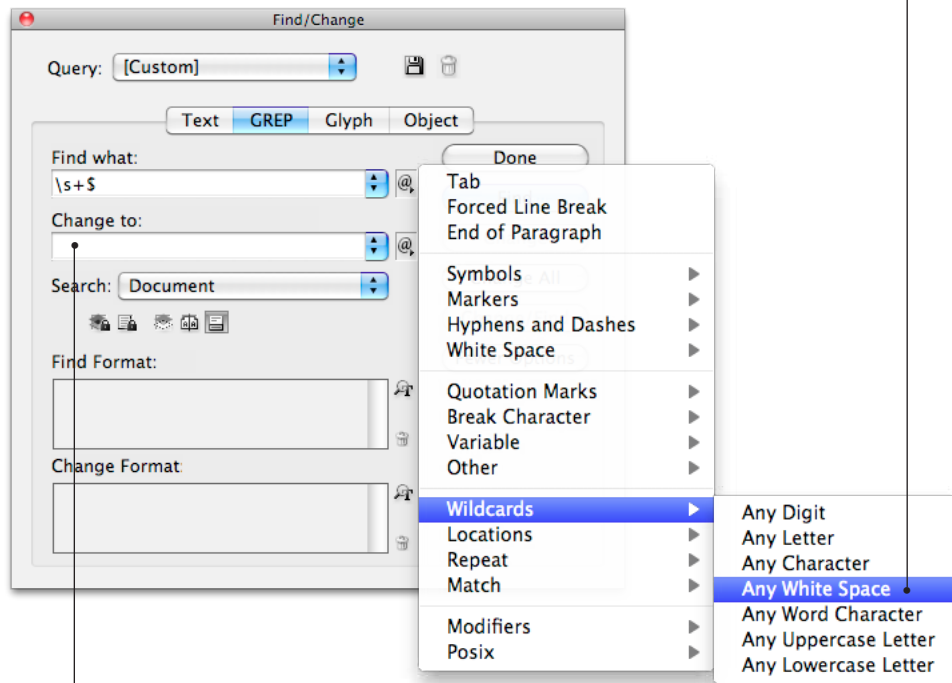


## Sells Printing Company | Essential Tips

If you wanted to find any white space at the end of a paragraph

**GREP Expression:** \s+\$

- \s Any White Space
- + Repeat One or More times
- \$ Location: End of Paragraph



Since the Change to: field is blank and the Change Format is also empty, one or more white spaces at the end of all paragraphs in this document will be removed.

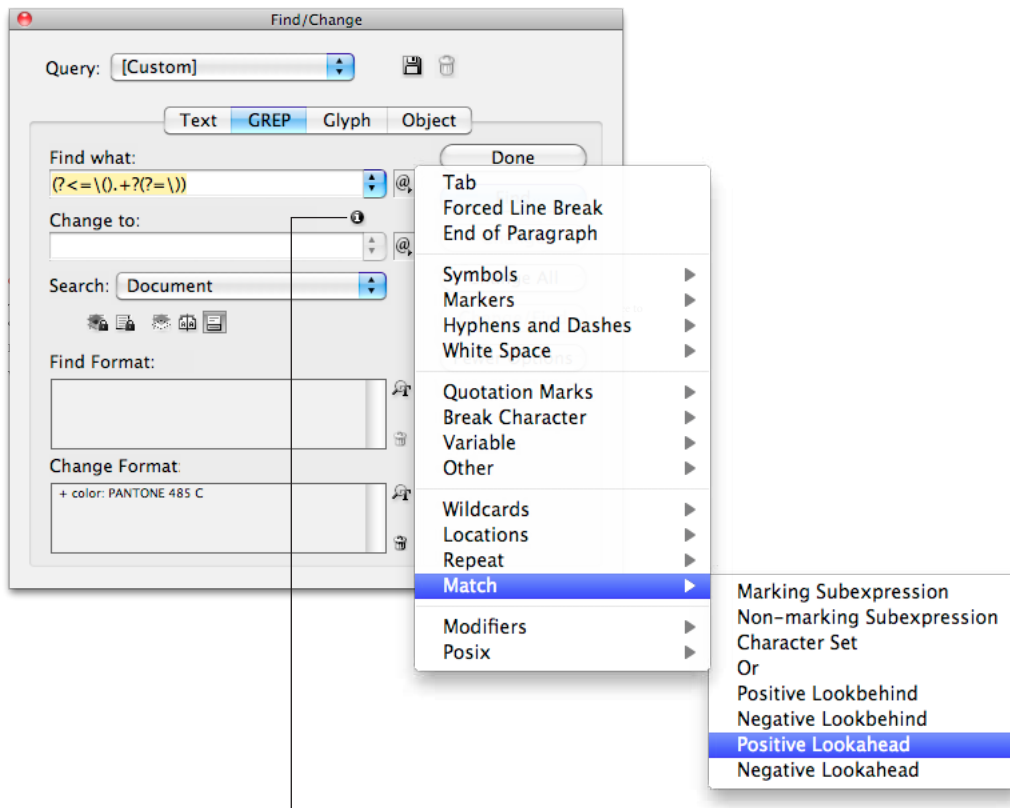
## Sells Printing Company | Essential Tips

### GREP Styles

If you wanted to find anything inside parentheses, you could use the Find / Change dialog box or you could use Paragraph Styles as shown on the next page.

**GREP Expression:** `(?<=\().+?(?=\))`

- `(?<=)` Positive Lookbehind
- `\` The first instance is an opening parenthesis, which needs to be “escaped” with a backslash so InDesign knows it’s a literal parenthesis, not some more GREP code.
- `(` Left parentheses
- `.` Any Character
- `+?` One or more times shortest match
- `\` The second instance is the closed parenthesis, again preceded by a backslash to escape it.
- `)` Right parentheses
- `(?=)` Positive Lookahead



The Replace format exists icon appears when you have something in the Change Format

## GREP Styles within Paragraph Styles

**If you wanted to apply a Character Style via a Paragraph Style to:** Text inside parenthesis

**GreP:** (?<=\\().+?>.+?(?=\\))

**Sample:** (InDesign > Preferences > General)

**If you wanted to apply a Character Style via a Paragraph Style to:** Dollar Amounts

**GreP:** \\\$\\d+?.\\d\\d

**Sample:** \$24.95

**If you wanted to apply a Character Style via a Paragraph Style to:** Fractions using the OpenType feature: Fractions

**GreP:** \\d+\\/\\d+

**Sample:** 1/8 to 1/8

**Note:** Make sure the Character Style uses OpenType Features > Fractions